



The ORACLE

Published by the Southern Maryland Dental Society

Volume 55, Issue 33

January 2020

Save the Dates

[04/01– 05/06/20](#)

**Dental Assisting
Radiology & Basic
Anatomy**

*Dr. Joseph Frew & Dr.
Halima Karim*

[02/29/20](#)

**The 5-Star Dental
Experience**

Dr. Len Tau

[03/14/20](#)

**Facial Esthetics
Training Course:
Botox and Dermal
Fillers**

Dr. Kevin Doring

[03/28-29/20](#)

**Pediatric Tongue–
and Lip Ties and
Laser Frenectomies**


*Dr. Martin Kaplan &
Catherine Watson Genna*

President's Message

Lead Apron Use During Imaging Exams May Be Unnecessary, Some Radiologists Say

[Kaiser Health News](#) (1/15, Jaklevic) discusses the use of lead aprons to cover “reproductive organs and fetuses during imaging exams,” stating that “new thinking among radiologists and medical physicists is upending the decades-old practice.” The article says the aprons have been used based on the idea that they shield patients from unnecessary radiation exposure, but some “prominent medical and scientific groups have said it’s a feel-good measure that can impair the quality of diagnostic tests and sometimes inadvertently increase a patient’s radiation exposure.”

Learn more about the ADA’s [current guidance on Dental Radiographs](#) and find more information about radiographs on the [ADA’s Oral Health Topics page on dental x-rays and radiographs](#).



I hope everyone is starting the new year off on a good note. The above article came through from the ADA. While I do not always read the content that comes through, this topic is one that caught my eye! There is always talk of radiation safety I for one have always been a proponent that dental radiology is SAFE and that the ability we have to aim the beam really made the use of lead aprons questionable. While this will not change policy overnight, I am sure some of you will have patients coming in asking. I also think it is important for dentists especially, to be up to date with the latest in radiation safety literature. Compared to our medical counterparts, we out number them in X rays taken nearly 2:1.

I hope that you find this literature helpful and interesting, times are changing, and dentistry is changing! Like lead aprons which have been around since the 1950s organized dentistry has been around been around since 1859, but it is changing too! The SMDS is always striving to bring content and lectures to you our members that is appealing and interesting. If we are not giving you what you are looking for, please reach out to us and let us know how we can better serve you! I know I always mention it, but membership numbers are decreasing, without members there is no organized dentistry, no one lobbying for us, no organization to help bring us together! If you have not done so yet, please renew your membership now!

Thank you!

Corey Anolik, DDS, FAGD



Southern Maryland Dental Society

4920 Niagara Road • Suite 306

College Park, MD 20740

301.345.4196

Fax 301.345.0016

OFFICERS 2019-2020

PRESIDENT

Corey Anolik, D.D.S. 301.948.8838

VICE PRESIDENT

Richard Williams, D.D.S. 301.540.8844

SECRETARY

Richard Shin, D.D.S. 301.770.7770

TREASURER

David Gordon, D.D.S. 301.258.1998

EDITOR

Halima Karim, D.D.S. 202.540.9862

IMMEDIATE PAST PRESIDENT

Yaser Roumani, D.D.S. 301.231.0744

SMDS TRUSTEE

Charles Doring, D.D.S. 301.983.3132

SMDS EXECUTIVE COMMITTEE

LEGISLATIVE

Steven Feldman D.D.S. 202.362.8412

PEER REVIEW

Scott Gritz, D.D.S. 301.926.2700

D.A. CONTINUING EDUCATION

A. Ted Thomas, D.D.S. 301.681.6101

CE PROGRAMS FOR THE EDUCATIONAL FACILITY

Andy Horng, D.D.S. 301.881.0220

MEMBERSHIP

Steven Tan, D.D.S. 203.747.4570

Chetan Yelamanchi, D.D.S. 301.231.0744

Chetan Parikh, D.D.S, M.D.S. 301.231.0173

Tuan Nhu, D.D.S. 240.413.9032



The ORACLE is published eight times a year by the Southern Maryland Dental Society, 4920 Niagara Road, Suite 306, College Park MD and sent to all members of the Society.

The SMDS will publish signed articles relating to all phases of dentistry (space permitting), but assumes no responsibility for opinions expressed by the contributors.

Acceptance of advertising in no way constitutes professional approval or endorsement.

Deadlines for all materials is the 1st of the month preceding the issue. Publishing dates are September, October, November, December, January, February, March, May/June.

Editors Letter

Dear friends,

Happy New Year! If you are interested in oral health bills that affect our profession, I encourage you to attend Dentist Day.



This year, Dentist Day will take place on February 19, 2020 at the State House in Annapolis. Its an incredible opportunity for you to speak with legislators about issues that directly impact you. Come out and let your voice be heard.

To learn more about Dentist Day or to register, please follow this link [here](#).

In the meantime, if you would like to share any information in the Oracle, please email us. Don't forget to check out our dental assistant courses coming up too.

I look forward to seeing everyone at our next general membership meeting on February 10th.

Cheers,

Halima Karim, DDS

General Membership Meetings

Fall 2020

February 10:


Epithelial and Salivary Gland Biology and Dysfunction, *Jacqueline Mays, DDS MHS, PhD*

March 2:

Measles, Hepatitis C, and HIV, *Dr. Peter Kim, M.D.*

All will be at the Sheraton Hotel Silver Spring
8777 Georgia Avenue, Silver Spring, Maryland 20910

Meetings start promptly at 6:00pm
Dinner Buffet is free to SMDS members
2 hours of Free CE



REMINDER

General Membership Meetings are **FREE** to SMDS members who register in advance.

Failure to register at least one week in advance will result in a \$25.00 late charge.

To register **Please call** 301.345.4196 or
Email valerie@smdsdentists.org



The Southern Maryland Dental Society presents

The

5-STAR DENTAL EXPERIENCE



Learn how to leverage the
power of online marketing to
attract new patients



Len Tau, DMD
Dentist, Consultant

EVENT DETAILS:

February 29, 2020

8:00am-4:00pm

4920 Niagara Road, Suite 306

College Park, MD 20470

TUITION*

SMDS Members **FREE**

Residents **FREE**

Non-SMDS Members **\$ 20**

Breakfast, lunch, afternoon snack
hot/cold beverages provided*

REGISTER TODAY

Contact (301) 345-4196 OR valerie@smdsdentists.org



**SOUTHERN MARYLAND DENTAL SOCIETY
THE 5-STAR DENTAL EXPERIENCE**

FEBRUARY 29, 2020 8:00am to 4:00pm

SMDS members FREE NON SMDS Member \$20.00
Residents Free

Light Breakfast and Lunch included

**Send Registration to
or**

**Please send a Check payable to
Southern Maryland Dental Society
And mail along with registration to:**

**Suite 306
4920 Niagara Road
College Park, Maryland 20740**

NAME: _____

ADDRESS: _____

TELEPHONE: _____ e-mail _____

Cancellation Fee \$20.00 NO refunds after February 21, 2020

**E-mail: Valerie@smdsdentists.org
Janice@smdsdentists.org**

The Alpha Omega Dental Fraternity & The Maimonides Dental Society

Presents

"Smile Design, Bonding and Esthetic Materials Update"

Dr. Gerard Chiche

Friday

March 13, 2020

Registration 8:00 - 8:30 am

Course 8:30 am - 4:00 pm

6.5 CEU



Maggiano's Little Italy

5333 Wisconsin Ave. NW

Washington, DC

This presentation will present key points formulated into a systematic step-by-step approach to resolve esthetic problems with predictable results and improved laboratory support. It also covers critical technique details to achieve optimum results with porcelain veneers and all ceramic crowns along with ceramic system selection, cement and adhesive selection, and bonding sequence. Interdisciplinary esthetic dentistry will be another focus of the presentation to control key esthetic factors together with Periodontal, Orthodontic and Implant therapy for best esthetic and soft tissue outcome.

Dr. Chiche is Clinical Professor at Augusta University, Dental College of Georgia where he recently completed his 10-year term as the Thomas P. Hinman Endowed Professor in Restorative Dentistry, and Director of the Center for Esthetic & Implant Dentistry. He holds the title of Professor Emeritus from Louisiana State University, School of Dentistry. He is a Past President of the American Academy of Esthetic Dentistry and is also the author of two textbooks in Esthetic Dentistry *Esthetics of Anterior Fixed Restorations*, and *Smile Design - A guide for Clinician, Ceramist and Patient*, both published by Quintessence Pub. Co. He became in 2009 the first recipient of the Endowed Chair sponsored by the Thomas P. Hinman Dental Society.

includes breakfast & lunch * convenient parking * easy metro access * 6.5 hours CE credit

Alpha Omega Dental Fraternity & the Maimonides Dental Society

"Smile Design, Bonding and Esthetic Materials Update" - Dr. Gerard Chiche

Name: _____ Tuition: _____

Name: _____ Tuition: _____

Phone: _____ email: _____

*Course Tuition is \$350 if
received before February 1st,
afterwards \$400
Students, residents
& staff \$150*

Please make checks payable to Alpha Omega Washington DC and mail to
Alpha Omega c/o Dr. Fred Simon, Treasurer,
5454 Wisconsin Ave., Suite 1355, Chevy Chase MD 20815

THE SOUTHERN MARYLAND DENTAL SOCIETY PRESENTS

**1 Day
Hands-On Course
8 CE Hours**

Facial Esthetics Training Course: Botox and Dermal Fillers

**AGD Codes
780, 200**

College Park, MD (near Washington, DC)

4920 Niagara Road Suite 306, College Park, MD 20740

Course synopsis

This one day course is designed for all dentists who wish to consider incorporating cosmetic facial enhancement treatments into their practices. The course will include 4 hours of lecture and 4 hours of participation credit for a total of 8 hours of continuing education. The latest cosmetic enhancement techniques utilizing Botox and Juvederm dermal fillers will be discussed and demonstrated. Participants will have the opportunity to perform these techniques on their own live patients.

Topics covered will include:

- The science of Botox and Dermal Filler treatments
- Review of facial anatomy
- Processes of aging and their effects on facial appearance
- Indications and contraindications of treatments
- Informed consent and legal considerations
- State Board guidelines
- Malpractice Insurance and your protection
- Incorporating cosmetic facial therapies into your practice
- Marketing cosmetic procedures

Course schedule

8:00 - 8:30	am	Breakfast and registration
8:30 - 10:15	am	Theory and practice of Botox therapy
10:15 - 10:30	am	Break
10:30 - 12:00	pm	Hands on Botox exercises
12:00 - 1:00	pm	Lunch
1:00 - 2:45	pm	Theory and practice of dermal fillers
2:45 - 3:00	pm	Break
3:00 - 5:00	pm	Hands on Juvederm dermal filler exercises

Participants are encouraged to bring patients on whom Botox/Juvederm procedures will be performed during the hands on portions of the course. Botox and Juvederm products will be available for purchase to use at the course.

Tuition

SMDS Members:	\$795	Non SMDS members:	\$925
Residents:	\$295	Staff/Patient:	\$195

When

**Saturday March 14, 2020
8:00 AM - 5:00 PM**

Meet the Instructor



**Kevin R.
Doring
DDS,
MAGD**

Dr. Kevin Doring is a graduate of the Johns Hopkins

University and earned his D.D.S. degree at the University of Maryland School of Dentistry. He then completed a general practice and anesthesia residency at the Charleston Area Medical Center. He holds Mastership in the Academy of General Dentistry, is a Fellow in the American College of Dentists, the International College of dentists, the Pierre Fauchard Academy, and the International College of Oral Implantologists. Dr. Doring has been published in numerous dental journals and has lectured throughout the U.S. and internationally. He currently maintains a comprehensive general dental private practice in Edgewater, Maryland.

Call

301 345-4196

Email

Valerie@smdsdentists.org

**Breakfast, Lunch, Afternoon snack,
hot and cold beverages will be
provided.**



PACE
ACADEMY of
GENERAL DENTISTRY
PROGRAM APPROVAL
FOR CONTINUING
EDUCATION

Approved PACE Program Provider #212256

AGD Endorsement: 01/01/2019 to 12/31/2022

Southern Maryland Dental Society
4920 Niagara Road College Park, Maryland 20740

**FACIAL ESTHETICS TRAINING COURSE
BOTOX and DERMAL FILLERS**

1 Day Hands-On Course

8 CE Hours

Saturday MARCH 14, 2020

8:00am to 5:00pm

Instructor: Kevin R. Doring, DDS, MAGD

**Make Checks payable to SMDS or Southern Maryland Dental
Society**

SMDS Members: \$795.00

Non SMDS dentists: \$925.00

Residents: \$595.00

Staff/Patient: \$195.00

NAME: _____

ADDRESS: _____

Telephone: _____ email _____

Cancellation fee is \$50.00 No refunds after March 2, 2020

The Southern Maryland Dental Society Presents



Pediatric Tongue- and Lip-Ties and Laser Frenectomies

2-Day Hands-On Course - 15 CEUs

WHERE: 4920 Niagara Rd, Suite 306 College Park, MD 20740

When

Sat. & Sun., March 28–29, 2020
8:00 AM – 4:30 PM

Meet the Instructors



Martin Kaplan
DMD, DABLS

Dr. Kaplan is a pediatric dentist. He was the first pediatric dental hospital trained post-graduate from Montefiore Hospital in the Bronx, NY. He has been a member of The

Academy of Pediatric dentistry since 1977.

Dr. Kaplan has been an early adopter of laser dentistry since 2004. He has lectured nationally and internationally, has co-authored several articles and was a contributing author of the unique, first of its kind, Color Atlas of Infant Tongue-Tie and Lip-Tie Laser Frenectomy. Dr. Kaplan is a Member at the American Laser Study Club, a Diplomate of the American Board of Laser Surgery (ABLS) and the director of Dental Laser Education and Development for the ABLS.



Catherine Watson
Genna, BS, IBCLC

Catherine is particularly interested in dyads with medical challenges to breastfeeding. In addition to mentoring lactation interns, she uses her clinical photos and videos in

presentations to healthcare professionals on assisting breastfeeding babies with anatomical, genetic or neurological problems. She participates in a research collaborative with Columbia University and Tel Aviv University Depts of Biomedical Engineering, investigating biomechanics of the lactating nipple and aspects of sucking and swallowing in breastfeeding infants. Board certified for 27 years, she is also the author of two lactation texts, professional journal articles, and chapters in the Core Curriculum and Breastfeeding and Human Lactation. Catherine served as Associate Editor of the United States Lactation Consultant Association's official journal Clinical Lactation for its first seven years.

Tuition

SMDS Members: \$775 **Residents:** \$495
Non-SMDS Members: \$895 **Staff/IBCLC:** \$330

Registration

Call
(301) 345-4196

Email
Valerie@smdsdentists.org

Introduction: Enhance your understanding of the issues of pediatric laser dentistry, including tongue-ties and lip-ties! As many as 5 percent of all babies born in the US have tongue-ties significant enough to cause breastfeeding difficulties. Affected babies often fail to thrive and can be erroneously labeled as "lazy nurses" or "stubborn feeders".

A good surgical laser for cutting soft tissue must be able to vaporize soft tissue, while at the same time efficiently coagulating surgical margins. Not all laser wavelengths are suitable to comply with both requirements. This course focuses on the practical aspects of soft tissue laser surgery and on the fundamental processes involved in the laser-tissue interaction; it helps attendees learn how deep the laser beam cuts and how deep the coagulation and hemostasis extend into the surgical margins. Our **hands-on participation lab** is designed to train attendees on what surgical lasers can do safely and efficiently.

Clinical Curriculum

- Infant sucking physiology and how tongue ties impact infant suck.
- Current methods of clinical assessment, diagnosis and treatment of lingual and labial ties.
- Reliable diagnostic criteria to screen babies for this condition.
- Consequences and benefits of using lasers to remove oral restrictions.
- Introduction to Science-based, safe and efficient use of surgical lasers for Dentists, Lactation Consultants, Speech and Language Therapists, et al.
- Learn to remove oral restrictions using soft-tissue lasers through participation in a hands-on workshop.

Laser Curriculum:

Laser Surgery and Safety Basic Knowledge Certification Curriculum for this Course has been developed by the American Laser Study Club (ALSC). The ALSC's curriculum overcomes the known limitations of many laser dentistry courses, and includes the detailed physics of soft tissue ablation and coagulation with laser and hot tip (non-laser) devices. Laser hands-on wetlab on tissue samples will include different laser wavelengths as well as laser safety instructions and demonstrations. Laser instructions will be assisted by guest speaker Peter Vitruk, PhD, MInstP, CPhys, a laser physicist who founded the American Laser Study Club and LightScapel LLC.



Hands-On Participation Session:

- Laser Safety
- Laser Surgical Technique Simulations
- Superficial Ablation
- Superficial Coagulation
- Shallow Incision
- Deep Incisions
- Practicing Surgical Techniques on a Pig Jaw

2 HOURS



Course Certificates: Course participants, who successfully complete examination, will be awarded a **LASER SAFETY basic knowledge CERTIFICATE** from the Board of Laser Safety of the Laser Institute of America (**DISCOUNTED** cost for the ALSC members), as well as a **Laser Dentistry and Laser Surgery Basic Knowledge and Hands-On participation Wetlab CERTIFICATE** from the American Laser Study Club (**FREE** for the course participants).



About the ALSC: American Laser Study Club (ALSC - www.AmericanLaserStudyClub.com) was founded to promote science-based laser dentistry, surgery and safety education. The ALSC is proud of its curriculum and its distinguished membership, including our honorary members **Gordon J. Christensen**, DDS, MSD, PhD and **Rella P. Christensen**, RDH, PhD, world renowned leaders in dental product research and education, who welcomed the ALSC's mission: "Peter, we congratulate you on starting a laser study club. It is greatly needed, and you are the man to do it." Other Honorary Members of the ALSC are **Charles M. Cobb**, DDS, MS, PhD, Professor Emeritus, Department of Periodontics, School of Dentistry, University of Missouri-Kansas City; and **C. Kumar N. Patel**, PhD, MS, the Inventor of the CO₂ Laser; Recipient of National Medal of Science (1996); Member of US National Inventors Hall of Fame 2012; Professor Emeritus, UCLA. The ALSC is proud to have helped many dentists and surgeons.

**SOUTHERN MARYLAND DENTAL SOCIETY
LASERS in PEDIATRIC DENTISTRY**

Martin Kaplan, DMD and Catherine Watson Genna, BS, IBCLC

MARCH 28-29, 2020

SMDS members \$775.00

NON SMDS Member \$895.00

Residents \$495.00

RDH/Staff \$330.00

**Please send a Check made out to
Southern Maryland Dental Society
And mail along with registration to:**

**Suite 306
4920 Niagara Road
College Park, Maryland 20740**


NAME: _____

ADDRESS: _____

TELEPHONE: _____ e-mail _____

Cancellation Fee \$50.00 NO refunds after March 18, 2019

The Southern Maryland Dental Society Presents



DR. ISAAC TAWIL, DDS, MS

- **NYU Graduate**
- **Founder and Co-Director of Advanced Implant Education**
- **Founder and Co-Director of Advanced Implant Education**
- **Published in several magazines and journals**
- **Teaches surgical seminars in Mexico, Arizona, and NY as well as hands on courses globally**
- **Private practice in New**

Registration

May 2nd, 2020

301-345-4196

valerie@smdsdentist.org

4920 Niagara Road #306,
College Park, MD 20740

GUIDED BONE REGENERATION AND PRF

Course Objectives:

- **Develop an understanding of the role of autologous biologics in grafting protocols**
- **Fabricate PRF membranes and socket plugs**
- **Understand clinical applications of PRF**
- **Hands on phlebotomy training (drawing blood)**

Course Fee: \$450 members / \$550 non members

Time: 8AM - 4PM 8 CE HOURS

Light breakfast/Lunch included

This course is designed for specialists and general practitioners who are interested in enhancing their bone grafting technique, especially for dental implant cases. Platelet-Rich Fibrin (PRF®) is derived from a small sample of the patient's blood, taken at the point of care and processed to develop a fibrin clot. The fibrin clot is prepared into a membrane that is rich in platelets, growth factors, and cytokines necessary to produce rapid healing and efficient regeneration.

derived from a small sample of the patient's blood, taken at the point of care and processed to develop a fibrin clot. The fibrin clot is prepared into a membrane that is rich in platelets, growth factors, and cytokines necessary to produce rapid healing and efficient regeneration.

This biomaterial is resilient, strong, and pliable, making it easy to manipulate. It can be cut to size and is supple enough to adapt to many anatomical areas. It is adhesive in nature, making it an ideal carrier for bone graft material. Uses for the material include bulking graft material (sticky bone), replacing graft material, using it as a barrier membrane, placing it in extractions sites for increased healing, and using it in guided tissue regeneration procedures. It is also ideal for extraction/immediate placement cases.

The hands-on training portion will teach you how to create the PRF membrane/plugs.



Provider #212256

AGD Endorsement: 01/01/2019 to 12/31/2022



ANYRIDGE®
by MEGA GEN



SOUTHERN MARYLAND DENTAL SOCIETY PRESENTS

Guided Bone Regeneration and PRF

Instructor: Isaac Tawil, DDS, MS

WHEN: Saturday May 2nd, 2020

TIME: 8:00am to 4:00pm

Location: SMDS Educational Facility

College Park, Maryland

Tuition

**SMDS Members: \$450.00 NON SMDS Members:
\$550.00**

Send this registration form and a Check made out to:

Southern Maryland Dental Society

**4920 Niagara Road * Suite 306 * College Park, MD
20740**

Name: _____

Address: _____

Telephone: _____ e-mail: _____

Cancellation Fee \$50.00

No Refunds after April 23rd, 2020

THE SOUTHERN MARYLAND DENTAL SOCIETY PRESENTS

**1 Day
Hands-On Course
8 CE Hours**

**Saturday June 6, 2020
8:00 AM - 5:00 PM**

Meet the Instructor



**Seena Patel
DMD, MPH**

Dr. Seena Patel currently serves as the Associate Director of Oral Medicine and Associate Professor at the Arizona School of Dentistry & Oral Health at A.T. Still University. She is also an associate at Southwest Orofacial Group in Phoenix, AZ, limiting her practice to

orofacial pain, oral medicine, and dental sleep medicine. She is a Diplomate of the American Board of Orofacial Pain and the American Board of Oral Medicine. Dr. Patel simultaneously earned her dental and master's in public health degrees from the Arizona School of Dentistry & Oral Health, and thereafter, completed her residency in both orofacial pain and oral medicine at the Herman Ostrow School of Dentistry at the University of Southern California.

Her educational and research interests are in myofascial pain, neuropathic pain, oral mucosal diseases, management of obstructive sleep apnea with mandibular advancement devices, and the dental management of patients undergoing head and neck cancer therapy.

Dr. Patel maintains her membership in the American Academy of Orofacial Pain, and American Academy of Oral Medicine, Arizona Dental Association, American Dental Association, and American Dental Education Association.

**"My Jaw Hurts! What do I do?"
An Overview of Temporomandibular Disorders, Diagnosis
and Management: A Hands-On Injection Workshop**

College Park, MD (near Washington, DC)

4920 Niagara Road Suite 306, College Park, MD 20740

Course synopsis

Temporomandibular disorders (TMDs) affect approximately 10% of the general population. Obtaining an appropriate diagnosis and treatment plan can be perplexing. This course will review the types of TMDs: arthrogenous disorders, myogenous disorders, internal derangements, as well as other uncommon joint conditions. Etiology, pathogenesis, pain mechanisms and dysfunction, examination methods, diagnostic tests, and management strategies will be discussed. Dentists will learn how to easily differentiate between muscle vs. joint conditions and implement medical, dental, pharmacologic and behavioral treatments. Clinical case studies will be presented to illustrate the treatment of the various TMDs. The hands-on portion of the course will demonstrate how to perform the orofacial pain examination and how to provide trigger point injections and nerve blocks for the management of orofacial pain conditions.

Learning Objectives

Upon completion of this course, the participant will be able to:

- 1) Identify patients with TMDs and treat uncomplicated conditions.
- 2) Describe the underlying pain mechanisms and dysfunction of the orofacial structures.
- 3) Perform a comprehensive head and neck examination and oral diagnostic evaluation.
- 4) Define the specific TMD diagnoses.
- 5) Manage TMDs through non-pharmacological methods, including splint therapy, interventional therapy, and physical medicine.
- 6) Select, administer and prescribe pharmacological agents in the treatment of TMDs.
- 7) Learn how to perform trigger point injections and nerve blocks.

Teaching Methods: Lecture and Hands-on Workshop

Register Today

Call 301 345-4196 Or Email Valerie@smdsdentists.org



PACE
ACADEMY of
GENERAL DENTISTRY
PROGRAM APPROVAL
FOR CONTINUING
EDUCATION

Approved PACE Program Provider #212256

AGD Endorsement: 01/01/2019 to 12/31/2022

Tuition

SMDS Members:	\$795	Non SMDS members:	\$925
Residents:	\$295	Staff/Patient:	\$195

Breakfast, Lunch, Afternoon snack, hot and cold beverages will be provided.

SOUTHERN MARYLAND DENTAL SOCIETY PRESENTS

Temporomandibular Disorders. Diagnosis and Management: A Hands-On Injection Workshop

Instructor: Seena Patel, DMD, MPH

WHEN: Saturday June 6, 2020

TIME: 8:00am to 5:00pm

Location: SMDS Educational Facility

College Park, Maryland

Tuition

SMDS Members: \$795 NON SMDS Members: \$925

Residents: \$295.00 Staff/Patient: \$195.00

Send this registration form and a Check made out to:

Southern Maryland Dental Society

4920 Niagara Road * Suite 306 * College Park, MD 20740

Name: _____

Address: _____

Telephone: _____ e-mail: _____

Cancellation Fee \$50.00

No Refunds after May 22, 2020

SOUTHERN MARYLAND DENTAL SOCIETY

4920 Niagara Road, Suite 306, College Park, MD 20740

Tele: 301-345-4196 Fax: 240-542-4774 Web site: www.smdsdentists.org E-mail: Janice@smdsdentists.org

AN ADA CERP RECOGNIZED PROVIDER

DENTAL ASSISTANTS
BOOST YOUR CAREER IN THE NEW YEAR
ANNUAL ORTHO EXPANDED FUNCTIONS

TUESDAYS ONLY

Dates: March 17 – May 19, 2020 Time: 6:00-9:30 p.m.

Fee: SMDS Member/Staff \$715. or Non-Member/Staff \$785. including book

This lecture and demonstration course are 35 hours long and is required for dental assistants who wish to prepare for the DANB Ortho Exam. This is given once a year. It is our responsibility to review didactic material while the doctor/assistant review the clinical material during the course of the office's daily routine. A positive interaction will advance the assistant while working, and the office can benefit from the increased ability of the assistant as he/she accomplishes more complex tasks as outlined by the dental law. The employing dentist must sign the application verifying employment and a commitment of clinical support during this 10-week course.

The formal lectures and in-office clinical experience combine the dynamics required for review and the setting to expose the assistant to materials required for licensure. The course requirements are attendance, competency sheet, quizzes and examinations. This course should be of interest to the doctor and assistant in an effort to keep the office productive, dynamic, and cooperative.

ORTHO APPLICATION - Please Print Clearly

Legal Name _____ Amount Enclosed _____

Home Address _____

Home/Cell Phone _____ SS# _____ High School Grad _____ Yes _____ No _____
(Last 4 numbers)

Dentist's Name _____ Phone _____ Fax _____

Office Address _____

EMPLOYING DENTIST PLEASE COMPLETE THE FOLLOWING:

This employee has been working for _____ months _____ years in this dental office and I agree to provide clinical experience under my direct in room supervision. I agree to evaluate the applicants' performance. Once the course is completed the assistant may NOT continue to perform these duties until the required DANB exam is passed have and received the Maryland State Board of Dental Examiners certificate.

SOUTHERN MARYLAND DENTAL SOCIETY

IS AN ADA CERP RECOGNIZED PROVIDER

4920 Niagara Road, Suite 306, College Park, MD 20740

Tele: 301-345-4196 Fax: 240-542-4774 Web site: www.smdsdentists.org E-mail: Janice@smdsdentists.org

DENTAL ASSISTING RADIOLOGY AND BASIC ANATOMY

April 1, - May 6, 2020

This course prepares the dental assistant who is employed in a dental office to sit for the Dental Assisting National Board Exam in Radiation Health & Safety Certification. All clinical practice takes place at the student's place of employment (including bringing in x-rays). A total of 11 classes which is 33 hours of class time. If you have any questions, please call 301-345-4196.

Course requirements: 18 years of age, high school grad or equivalency, 3 months experience and the signature of employing dentist on the application verifying employment & commitment of clinical supervision. **Fluency in English is required.**

TUITION: SMDS Member/Staff \$510 or Non-Member \$575, Fee Includes Book Pkg.

DATES: April 1,6,8,13,15,20,22,27,29, May 4,6, 2020. Mondays & Wednesdays

TIME: 6:00p.m.– 9:00p.m., LOCATION: College Park Classroom

APPLICATION – Please Print Clearly

COURSE TITLE: _____ DATE _____

LEGAL NAME: _____ AMOUNT ENCLOSED _____

HOME ADDRESS: _____

PHONE/CELL: _____ EMAIL _____

DENTIST'S NAME: _____ PHONE _____

OFFICE ADDRESS: _____ FAX _____

EMPLOYING DENTIST: This employee has been working for _____ months/years in this dental office and I agree to provide clinical experience under my direct in room supervision. I agree to evaluate the applicants' performance. Once the course is completed the assistant may NOT continue to perform these duties until the required boards are passed & state certification received.

Dentist's Signature _____ Date _____

NOTICE TO APPLICANTS – Fluency in English Required

The provisions of this publication are not to be regarded as a contract between the student and Southern Maryland Dental Society (SMDS). The SMDS reserves the right to change any provision or requirement when such action will serve the interests of the SMDS and other applicants. The SMDS further reserves the right to ask a student to withdraw when it considers such action in the best interest of the SMDS. Class size is limited. Fluency in English required.

SMDS is committed to a policy of equal opportunity for all persons to the end that no person, on the grounds of sex, race, age, color, national origin, ancestry, marital status or status as a qualified individual with a disability shall be excluded from participation in, be denied the benefits of, or be otherwise subjected to discrimination under any program or activity of the SMDS

TO REGISTER Complete the information below and return it at least 10 days prior to the starting date along with your payment to: Southern Maryland Dental Society, 4920 Niagara Road, Suite 306, College Park, Maryland 20740. **Refunds** can only be given if you withdraw 10 days prior to the first class. A \$30.00 administration fee will be charged for your refunds or transfers. **Books** can be picked up during regular office hours once registration and payment is complete. Classes are held in Suite 304 at this same address unless otherwise indicated. **Checks** or Money Orders are to be made payable to the Southern Maryland Dental Society (SMDS). We do not take credit cards. **Late registration** is possible based on availability. For additional information contact Janice Farber at 301-345-4196.

Other location: Maryland State Dental Association, Columbia, MD., 410-964-2880, Debra Lampton

MARYLAND STATE BOARD OF DENTAL EXAMINERS APPROVED PATHWAYS

FOR CERTIFIED RADIATION TECHNICIAN

ALL PATHWAYS REQUIRE A BOARD APPROVED RADIATION COURSE (Source MSDA)

- | | |
|-------------|--------------------------------------------------------------------------------------------------------------------------------------------------------------------------------------------------------------------------------------------------------------------------------------------------------------------------------|
| Pathway I | <ul style="list-style-type: none">* 18 years of age* 3 months (300 hours full time in clinical setting in dental office)* basic oral anatomy course* must be employed in a dental office for direct clinical supervision |
| Pathway II | <ul style="list-style-type: none">* 18 years of age* Pre-test taken for acceptance in radiology course (basic oral anatomy and dental terminology)
If student fails pre-test, must take basic dental assisting course.* Must be employed in dental office for direct clinical supervision. |
| Pathway III | <ul style="list-style-type: none">* Basic Dental Assisting Course prior to Board approved Radiology Course (18 years of age for Radiology), not taken concurrently* Must be employed in dental office for direct clinical supervision, unless classroom facility offers hands on clinical. |

Students are required to have the appropriate non-returnable books, workbook & handouts for each course.

SOUTHERN MARYLAND DENTAL SOCIETY

4920 Niagara Road, Suite 306, College Park, MD 20740

Tele: 301-345-4196 Fax: 240-542-4774 Website: www.smdsdentists.org E-mail: Janice@smdsdentists.org

AN ADA CERP RECOGNIZED PROVIDER

***DENTAL ASSISTANTS
HERE IS YOUR OPPORTUNITY
GET LICENSED IN
EXPANDED FUNCTIONS IN GENERAL***

THURSDAYS ONLY

Dates: March 5 - May 21, 2020

Fee: SMDS Member/Staff \$745. or Non-Member/Staff \$795. including books

Our course for the dental assistant focuses primarily on the dental assistant and his/her advancement. The goal is to prepare the assistant to be test ready for the DANB Expanded Functions General Exam. It is our responsibility to review didactic material while the doctor/assistant review the clinical material during the course of the office's daily routine. A positive interaction will advance the assistant while working, and the office can benefit from the increased ability of the assistant as he/she accomplishes more complex tasks as outlined by the dental law. We feel this mentor type environment fosters a positive working environment for both the doctor and assistant while accomplishing continuing education.

The formal lectures and in-office clinical experience combine the dynamics required for review and the setting to expose the assistant to materials required for licensure. The course requirements are attendance, competency sheets, quizzes and examinations. This 12 week course should be of interest to the doctor and assistant to keep the office productive, dynamic, and cooperative.

EXP. FUN. GEN. APPLICATION

LEGAL NAME _____ **AMOUNT ENCLOSED** _____

HOME ADDRESS _____ **EMAIL** _____

HOME/CELL PHONE _____ **SS#** _____ **HIGH SCHOOL GRAD** ____ **YES** ____ **NO**
(Last four # only)

DENTIST'S NAME _____ **PHONE** _____ **FAX** _____

ADDRESS _____ **EMAIL** _____

EMPLOYING DENTIST PLEASE COMPLET THE FOLLOWING:

This employee has been working for ____ months ____ years in this dental office and I agree to provide clinical experience under my direct in room supervision. I agree to evaluate the applicant's performance. Once the course is completed assistant may NOT continue to perform these duties until the required boards are passed & state certificate received. Additional information on website.


Dentist's Signature _____ **Date** _____

The Classifieds

PART– TIME ORAL SURGEON. Must have the ability to work in a non-profit environment and a commitment to work with under-served populations. To learn more and to apply directly visit <https://www.communityofhopedc.org/job-openings>. If you have any questions please email hkarim@cohdc.org

RIVERDALE PARK, Maryland-corner of Baltimore Avenue (US 1) & East-West Hwy General dental practice 1 mile from University of Maryland 1786 ACTIVE patients, refers out molar endo, Invisalign, & Implant placement. Very low accounts receivable, Softdent dental software, Biolase Laser. Digital radiography and digital panorex. Call William P. Karpa, DDS [Call \(301\) 233-1814](tel:3012331814)

Established general family dental practice in Silver Spring, MD seeks dental assistant that is hard working, personable, has positive attitude, organized, and a team player. Candidate should have two years Dental Auxillary Experience (Preferred). Position is full time and includes evening hours and 1-2 weekend days a month. Please send copy of resume and list of references to admin@grosbergdental.com





BUY **SELL**

MA

MIDATLANTIC DENTAL TRANSITIONS

LOWEST COMMISSIONS IN THE INDUSTRY

No Fee Valuation • Buyer's Due Diligence • Dental CPA Services

Tom Bonsack, DDS Owner/President General Dentist 410.218.4061 Tom@MidAtlanticDentalTransitions.com	Edward Ramsey, MBA, CPA, CVA® VA/DC Transition Adviser Dental CPA 240.426.5709 Ed@MidAtlanticDentalTransitions.com	 <small>America Counts on CPAs™</small> 
---------------------------------------------------------------------------------------------------------------------------------------------------------------------------------	------------------------------------------------------------------------------------------------------------------------------------------------------------------------------------------------	--------------------------------------------------------------------------------------------------------------------------------------------------------------------------------------------------------------------------

MidAtlanticDentalTransitions.com

N/LTransitions

Dental Practice Sales · Practice Value Assessment · Buyer's Representation

www.nltransitions.com

10626 York Road, Suite H, Hunt Valley, MD 21030 410-616-2042 edorner@nltransitions.com

DENTAL PRACTICE SALES

Whether you are in the beginning stages or ready to transition out of your dental practice now, N/L Transitions will guide you through the process with expertise, integrity, and experience.

- Free Consultation
- Transition Planning
- Backed by a team of Dental Professionals
- No Dual Representation
- Market Price Assessment



Ellen Dorner
Director, N/L Transitions

"After a few attempts to sell my practice with other brokers, Ellen and N/L Transitions not only brought in more prospective buyers, but also sold the practice quickly and efficiently. She managed the entire process from the beginning through to settlement

— her performance was stellar"

Stuart Gordon, DDS

Other references available upon request

N/L TRANSITIONS – LISTING YOUR PRACTICE WITH N/L TRANSITIONS MEANS you will get **PERSONALIZED, EXPERIENCED SERVICE** with the **UTMOST INTEGRITY**. Call or email Ellen Dorner for more information at 410-616-2042 or email edorner@nltransitions.com. Ask to see the **TESTIMONIALS FROM SATISFIED SELLERS!**

GP PRACTICE – FREDERICK, MD - Hi-tech PPO practice – Lasers, Cerec, Pan, Digital Radiography, Intra-oral Cameras– @2880 S/F in office park with abundant free pkgg.- 8 OP's; Dentrix software; REFERS OUT MOST SPECIALTY PROCEDURES. For more information call Ellen Dorner at N/L Transitions – 410-616-2042 or email edorner@nltransitions.com.

EXCELLENT OPPORTUNITY - OMS PRACTICE – BALTIMORE/WASHINGTON METROPOLITAN AREA- outstanding opportunity to purchase successful OMS practice in highly sought-after area. Located in a AAA professional bldg. with abundant free pkgg. @1537 S/F, 3 updated OP's. Planmeca

Digital Pan, Vatech CBCT, BienAir electric hndpce, Harvest machine, centrifuge for PRF, criticare monitors – CO2 capable. For more information, contact Ellen Dorner- 410-616-2042- edorner@nltransitions.com.

GP PRACTICE - HARFORD COUNTY – 2500 S/F in storefront of business park. Abundant free pkgg. Close to Booze/Allen/Hamilton, Johns Hopkins, Man Power, Aaron Rents Distribution Center, Aberdeen/Edgewood Proving Grounds. 5 OP's. 4,000 active patients. Softdent software. Digital Radiography and intra-oral camera. All PPO's. Refers out all specialty procedures. For more information, contact Ellen Dorner- 410-616-2042- edorner@nltransitions.com

GP PRACTICE – HARFORD COUNTY, MD –Located in strip mall on busy, main road – free pkgg. 2400+S/F. 4 OP's, 2 addl plumbed. Digital X-rays, high-tech equipment. @3,000 active pts. all in totally updated, beautifully designed office. For more information, contact Ellen Dorner- 410-616-2042 or email edorner@nltransitions.com.

N/LTransitions

Dental Practice Sales · Practice Value Assessment · Buyer's Representation

www.nltransitions.com

10626 York Road, Suite H, Hunt Valley, MD 21030 410-616-2042 edorner@nltransitions.com

DENTAL PRACTICE SALES

Whether you are in the beginning stages or ready to transition out of your dental practice now, N/L Transitions will guide you through the process with expertise, integrity, and experience.

- Free Consultation
- Transition Planning
- Backed by a team of Dental Professionals
- No Dual Representation
- Market Price Assessment



Ellen Dorner
Director, N/L Transitions

"After a few attempts to sell my practice with other brokers, Ellen and N/L Transitions not only brought in more prospective buyers, but also sold the practice quickly and efficiently. She managed the entire process from the beginning through to settlement – her performance was stellar"
Stuart Gordon, DDS

Other references available upon request

GP PRACTICE - HOWARD COUNTY – Outstanding Opportunity @2200 S/F in Class A professional bldg. near NSA, APL, Northrup Grumman– abundant free pkgng. -5 finished OP's, 2 additional plumbed and wired. Digital radiography, Digital Imaging, T-Scan, intra-oral cameras. Eaglesoft software. FFS PRACTICE. Over 1,000 active patients. Currently 3-day/week practice. For more information, contact Ellen Dorner – 410-616-2042 – or edorner@nltransitions.com

ANNE ARUNDEL COUNTY – GP PRACTICE - High-tech practice currently collecting over 1 mil. 2,000 S/F with 5 Op's. Ample free pkgng. Over 1600 active patients. 67% PPO- 33% FFS. Dentrix software. Digital radiography dentistry. For more information contact Ellen Dorner at N/L Transitions– 410-616-2042 or edorner@nltransitions.com

GP PRACTICE – ST. MARY'S COUNTY, MD – INCREDIBLE INCREDIBLE OPPORTUNITY - with ideal location in Leonardtown, MD – Located on main road in stand-alone building– free pkgng. 6,000 S/F. 10 OP's – all rear delivery. New Digital Radiography, New Pan-X. @6,500

active pts. Abeldent software. 70% PPO, 30% FFS. For more information, contact Ellen Dorner- 410-616-2042- edorner@nltransitions.com

SEE WHAT OTHER SELLERS ARE SAYING ABOUT N/L TRANSITIONS- I interviewed multiple brokers for the sale of my dental practice. Ellen Dorner, exceeded my financial and professional expectations and was optimistic and realistic about the entire transition process. She was focused, managed the process well, and achieved an excellent outcome. The final sale was easier and faster than I was led to believe by other brokers. I thank Ellen for making this a reality. **Stanley B. Foxman, DDS – Rockville, MD** For more information, contact Ellen Dorner – 410-616-2042 – or edorner@nltransitions.com.

CLASSIFIED ADS ARE FREE FOR ALL SMDS MEMBERS. All others will be charged a \$50.00 fee. Ads should be 5 lines or 50 words. An additional fee will be charged for longer ads. All ads must be legible and typed copy is preferred. You may fax copies to 240-542-4774. All payments must be paid in advance. **APPROVAL** The Southern Maryland Dental Society reserves the right of approval on all ads.